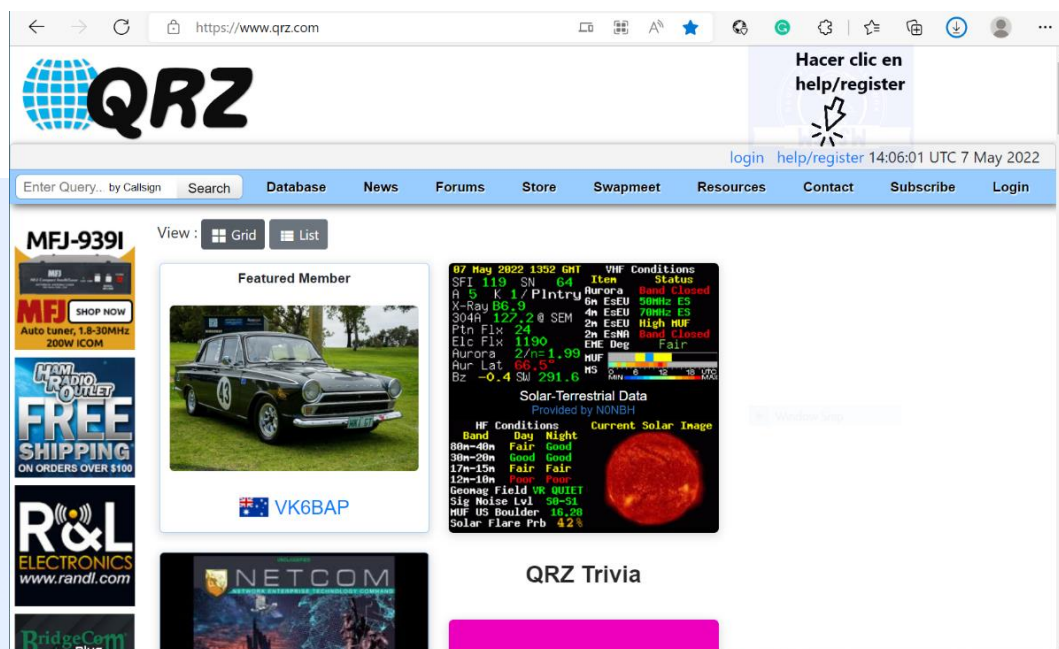
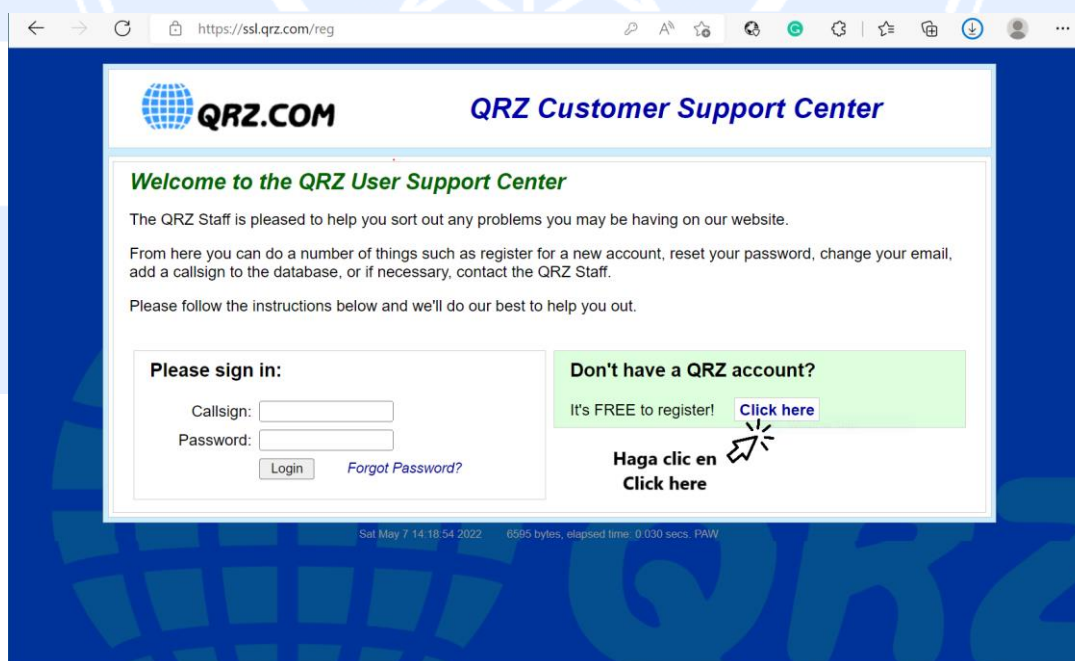


Cómo registrarse en QRZ.com

1. Estando en la página de QRZ.COM hacer clic en [help/register](#)



2. A continuación, se abrirá una nueva ventana que se muestra a continuación. Haga clic en it's FREE to register!



3. En la nueva ventanilla, ingrese su indicativo en el encasillado y haga clic en

QRZ.COM QRZ Customer Support Center

Sign up for a New Account

Signing up for a new account is free and easy.

If you're a ham, we'll need your callsign and valid email address.

Non-hams can also sign up with a username instead of a callsign.

Only one account per user. NO EXCEPTIONS

NO LOGIN ACCOUNTS for Groups, Radio Clubs, and Organizations. Club call signs are managed by a club member while logged in as themselves.

Callsign changed? DO NOT create a new account, as you may lose all your data. Instead, go back on your browser, log in under the old call sign, and then choose the **Callsign Change** option.

To begin registration, please enter your callsign or desired username:
*Note to hams: your user name must **exactly match** your callsign in order to enjoy full privileges of the site.*

Your callsign:

Sat May 7 14:23:50 2022 7167 bytes, elapsed time: 0.027 secs. PAD

Ingrese su indicativo en el encasillado y haga clic en

4. En la siguiente ventanilla le pide que ingrese su dirección de correo electrónico. QRZ le enviará un mensaje de confirmación a la dirección que ha proporcionado.

QRZ.COM QRZ Customer Support Center

Sign up for a New Account

Signing up for a new account is free and easy.

If you're a ham, we'll need your callsign and valid email address.

Non-hams can also sign up with a username instead of a callsign.

Only one account per user. NO EXCEPTIONS

NO LOGIN ACCOUNTS for Groups, Radio Clubs, and Organizations. Club call signs are managed by a club member while logged in as themselves.

Callsign changed? DO NOT create a new account, as you may lose all your data. Instead, go back on your browser, log in under the old call sign, and then choose the **Callsign Change** option.

To begin registration, please enter your callsign or desired username:
Note: registration will fail if our server cannot contact you at this address. Spam blocking must be disabled for all incoming messages from QRZ.COM. Our server does not respond to unblocking requests.

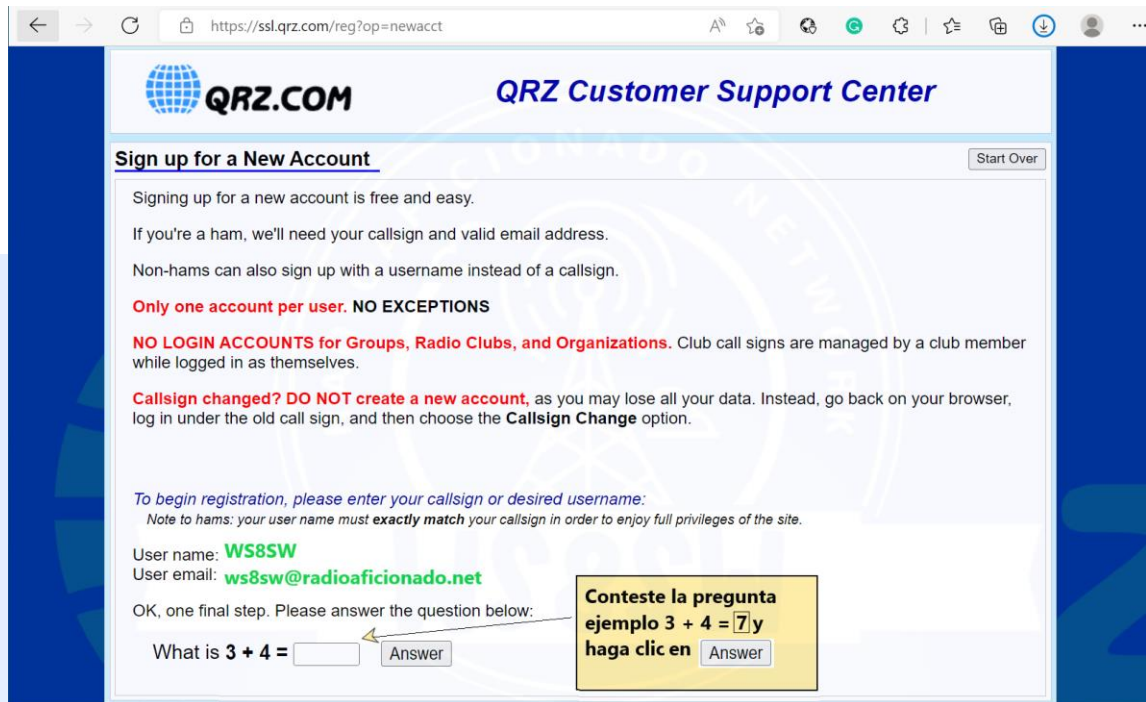
User name: **WS8SW**

Thanks. Now, please enter a valid email address:

Your email:

Ingrese su dirección de correo electrónico en el encasillado Your email: y haga clic en

5. Y finalmente, un último paso, responda a la pregunta. Por ejemplo, cuando son 3 más 4 y haga clic en Recibirá instrucciones por correo electrónico para activar su cuenta, siga las instrucciones para restablecer su contraseña.



QRZ.COM QRZ Customer Support Center

Sign up for a New Account

Signing up for a new account is free and easy.

If you're a ham, we'll need your callsign and valid email address.

Non-hams can also sign up with a username instead of a callsign.

Only one account per user. NO EXCEPTIONS

NO LOGIN ACCOUNTS for Groups, Radio Clubs, and Organizations. Club call signs are managed by a club member while logged in as themselves.

Callsign changed? DO NOT create a new account, as you may lose all your data. Instead, go back on your browser, log in under the old call sign, and then choose the **Callsign Change** option.

*To begin registration, please enter your callsign or desired username:
Note to hams: your user name must **exactly match** your callsign in order to enjoy full privileges of the site.*

User name: **WS8SW**
User email: **ws8sw@radioaficionado.net**

OK, one final step. Please answer the question below:

What is $3 + 4 =$

Conteste la pregunta ejemplo $3 + 4 = 7$ y haga clic en

Si necesita ayuda nos puede contactar por email electrónico a trustee@radioaficionado.net.

WS8SW